



Product Description

Tannoy OCV Series pendant loudspeakers deliver the renowned acoustic performance and exceptional value of Tannoy's CVS Series in-ceiling products in an architecturally sensitive, self-contained, lightweight cylindrical enclosure. Engineered specifically for applications where consistent and high quality audio coverage is required in high or open-ceilinged spaces – such as transport terminus, shopping malls or large double or triple height commercial floors – without compromising clarity, intelligibility and SPL.

The unique cylindrical form-factor has been conceived to meet the exacting demands of the architectural sector, minimising the impact on spatial aesthetics and allowing the systems designer to locate the loudspeakers discretely in a manner that won't conflict with other suspended systems such as lighting fixtures and ventilation.

The Tannoy OCV 8 is, by design, a full bandwidth open-ceiling speaker system. The design comprises a 200mm (8.00") mid bass driver with a coaxially mounted 25mm (1.00") high frequency section mounted in the cylindrical ABS enclosure with mild steel powder coated grille. The mineral loaded polypropylene cone material and nitrile rubber surround enhance durability and long-term reliability.

The OCV 8 is also equipped with a low insertion loss 60W line transformer easily configurable to the following settings via top mounted rotary tapping switch:

70V systems: 60W / 30W / 15W / 7.5W / OFF & low Impedance operation
100V systems: 60W / 30W / 15W / OFF & low Impedance operation

The OCV Series is available in either Black or White as standard.

Features

- Coaxially mounted 200 mm (8.00") mineral loaded woofer with rubber surround and 25mm (1.00") soft dome diffraction loaded tweeter
- High power & high sensitivity with extended frequency response and very low distortion
- Wide, controlled constant-directivity 80 degree dispersion for optimum coverage – minimising the number of devices required for a given space
- Lightweight self-contained enclosure
- Architecturally sensitive cylindrical form factor for minimal spatial impact
- Quick and easy hanging system for minimal contractor time
- Easily accessible tapping switch on top of enclosure
- IP64 Rated for water and dust

Applications

- Airports
- Train Stations
- Retail Malls
- Casinos
- Conference Rooms
- Fitness Centres
- Convention Centres
- Ballrooms
- Theme Parks
- Hotels

Tannoy (Direct UK)
TCGI (ROW sales)
TCGA (Americas sales)
Tannoy Middle East

T: 00 44 (0) 1236 420199
T: 00 45 8742 7000
T: 00 1 (519) 745 1158
T: 00 971 (04) 4401208

E: enquiries@tannoy.com
E: info@tcgroup-international.com
E: info@tcgroup-americas.com
E: enquiries@tannoy.com

tannoy®.com



OCV 8

TANNOY®

TECHNICAL SPECIFICATIONS

System	OCV 8	
Frequency Response (-3dB) ⁽¹⁾	80Hz - 20kHz	
Frequency Range (-10dB) ⁽¹⁾	50Hz - 30kHz	
System Sensitivity (1W @1m) ⁽²⁾	90dB	
Dispersion (-6dB)	80 degrees conical	
Transducers	Coaxial	
Low Frequency	200mm (8.0") mineral loaded cone material	
High Frequency	25mm (1.00")	
Crossover	4.5kHz - 3rd order LF, 2d order HF	
Directivity Factor (Q)	14.4 averaged 1kHz to 6.3kHz	
Directivity Index (DI)	11.6 averaged 1kHz to 6.3kHz	
Rated Maximum SPL ⁽²⁾	108dB (average) 114dB (peak)	
Power Handling		
Average	70W	
Programme	140W	
Peak	280W	
Recommended Amplifier Power	140W @ 16 Ohms	
Nominal Impedance	16 Ohms	
Distortion		
10% Full Power (10.6V)	2nd Harmonic	3rd Harmonic
250Hz	0.56%	0.11%
1kHz	0.20%	0.24%
10kHz	1.19%	0.15%
1% Full Power (3.35V)	2nd Harmonic	3rd Harmonic
250Hz	0.14%	0.16%
1kHz	0.08%	0.18%
10kHz	0.44%	0.09%

Notes

- (1) Average over stated bandwidth. Measured at 1 metre on axis in an anechoic chamber
- (2) Unweighted pink noise input, measured at 1 metre in an anechoic chamber

A full range of measurements, performance data, and Ease™ Data can be downloaded from www.tannoy.com

Tannoy operates a policy of continuous research and development. The introduction of new materials or manufacturing methods will always equal or exceed the published specifications, which Tannoy reserves the right to alter without prior notice. Please verify the latest specifications when dealing with critical applications.

Construction	
Enclosure	ABS / Steel
Grille	Steel, plated and powder coat painted
Connectors	Euroblock type removable locking connector with screw terminals with "loop through" facility
Transformer setting	Rotary switch
Safety Agency Ratings	UL-1480, CE
Dimensions	
Bezel diameter	302mm (11.89")
Overall Length	492.5mm (19.39")
Net Weight	7.8kg (17.2lbs)
Shipped weight	9.8kg (21.6lbs)
Transformer Taps (rear rotary switch)	
70V	60W / 30W / 15W / 7.5W / OFF & Low Impedance operation
100V	60W / 30W / 15W / OFF & Low Impedance operation
Packed quantity	1

Ordering Information

PART NUMBER	MODEL NAME	COLOUR	PACKED QUANTITY
8001 6070	OCV 8	BLACK	1
8001 6071	OCV 6	WHITE	1

Tannoy (Direct UK)
TCGI (ROW sales)
TCGA (Americas sales)
Tannoy Middle East

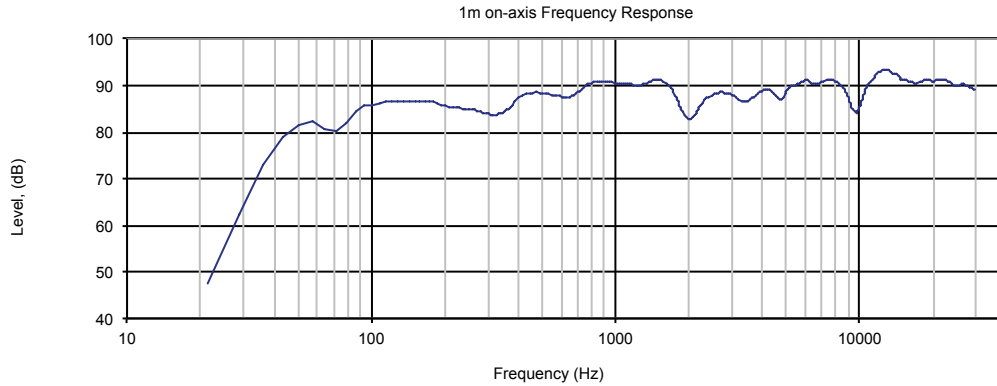
T: 00 44 (0) 1236 420199
T: 00 45 8742 7000
T: 00 1 (519) 745 1158
T: 00 971 (04) 4401208

E: enquiries@tannoy.com
E: info@tcgroup-international.com
E: info@tcgroup-americas.com
E: enquiries@tannoy.com

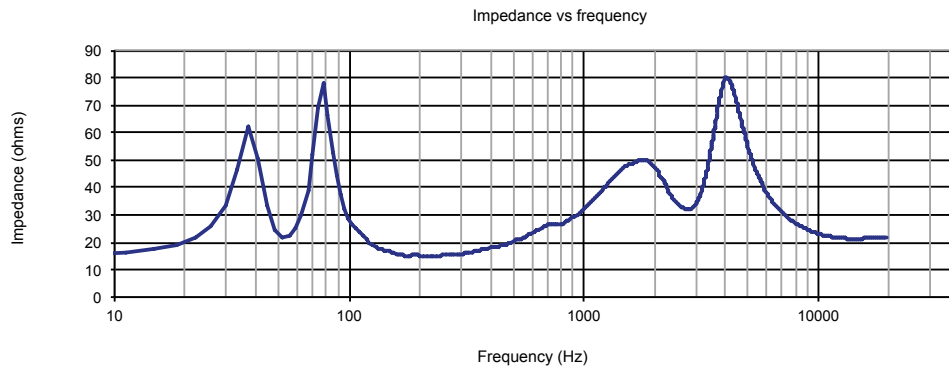
tannoy.com



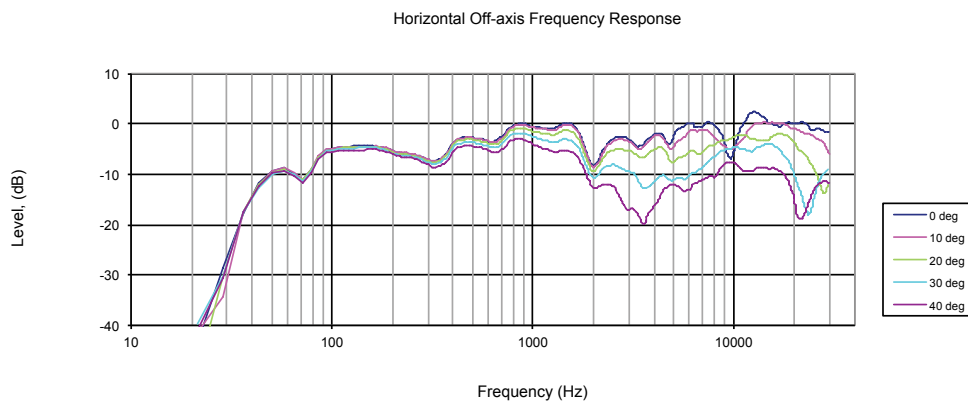
PERFORMANCE MEASUREMENTS



ANECHOIC FREQUENCY RESPONSE



IMPEDANCE



OFF-AXIS RESPONSE

Tannoy (Direct UK)
TCGI (ROW sales)
TCGA (Americas sales)
Tannoy Middle East

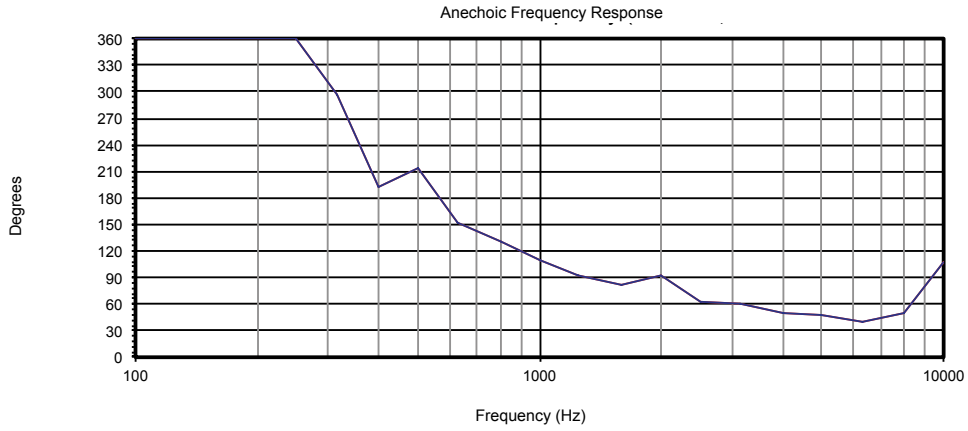
T: 00 44 (0) 1236 420199
T: 00 45 8742 7000
T: 00 1 (519) 745 1158
T: 00 971 (04) 4401208

E: enquiries@tannoy.com
E: info@tcgroup-international.com
E: info@tcgroup-americas.com
E: enquiries@tannoy.com

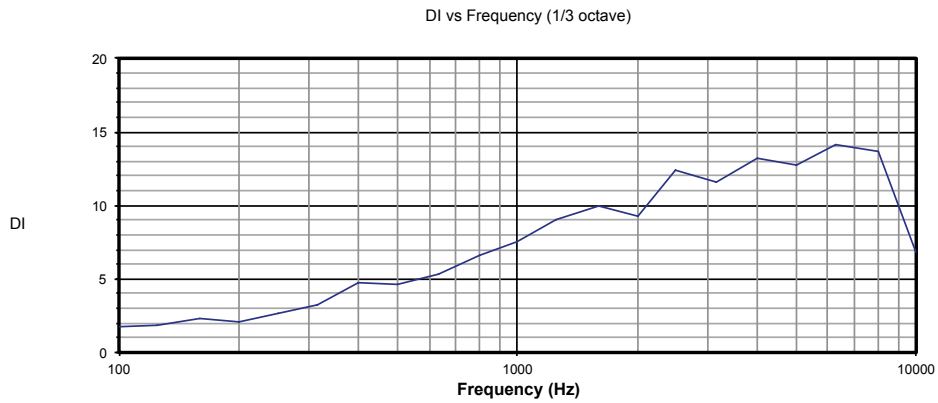
tannoy®.com



PERFORMANCE MEASUREMENTS



BEAMWIDTH



DIRECTIVITY INDEX

Tannoy (Direct UK)
 TCGI (ROW sales)
 TCGA (Americas sales)
 Tannoy Middle East

T: 00 44 (0) 1236 420199
 T: 00 45 8742 7000
 T: 00 1 (519) 745 1158
 T: 00 971 (04) 4401208

E: enquiries@tannoy.com
 E: info@tcgroup-international.com
 E: info@tcgroup-americas.com
 E: enquiries@tannoy.com

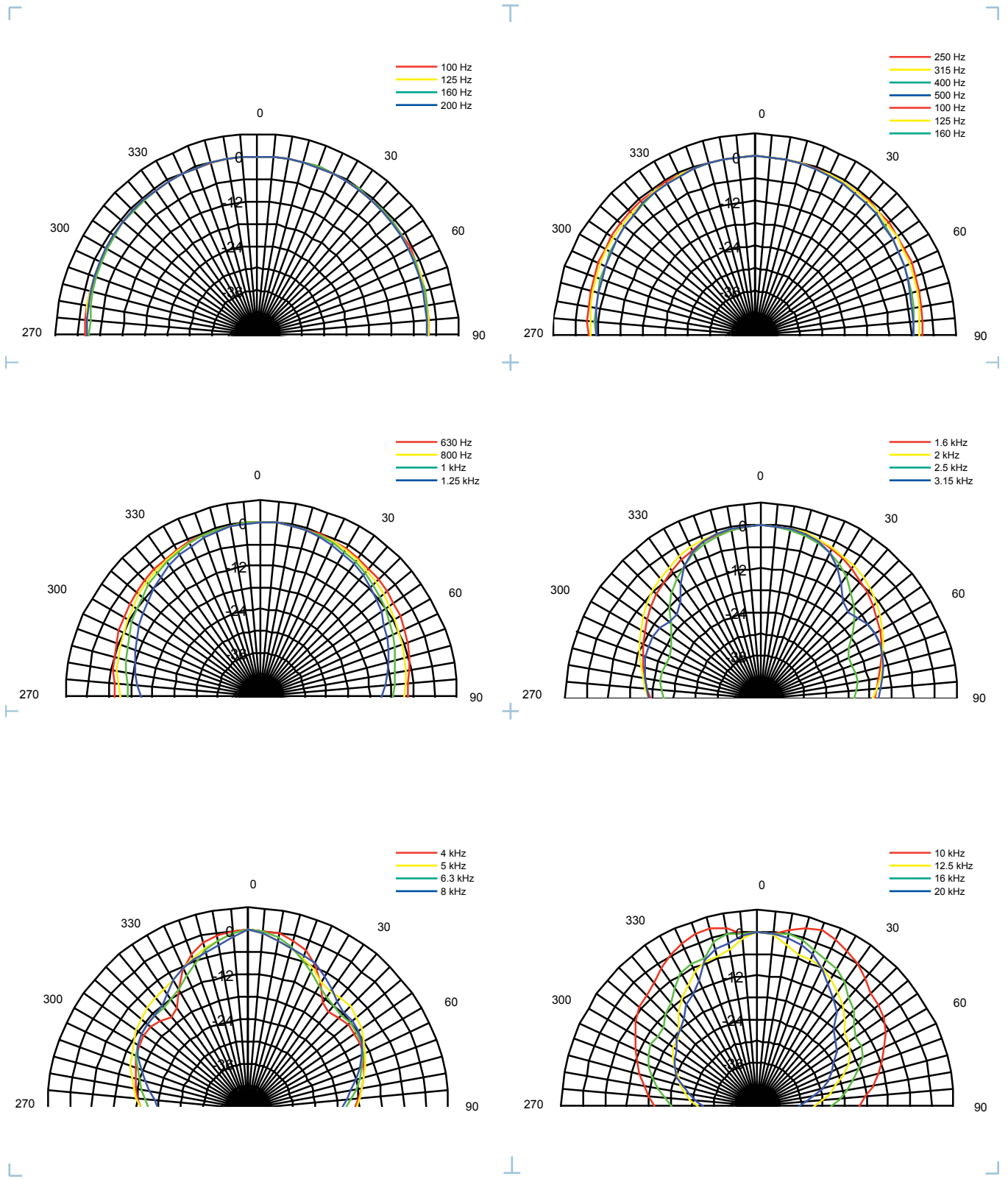
tannoy®.com



OCV 8

TANNOY®

PERFORMANCE MEASUREMENTS POLAR PLOTS (1/3 OCTAVE)



Tannoy (Direct UK)
 TCGI (ROW sales)
 TCGA (Americas sales)
 Tannoy Middle East

T: 00 44 (0) 1236 420199
 T: 00 45 8742 7000
 T: 00 1 (519) 745 1158
 T: 00 971 (04) 4401208

E: enquiries@tannoy.com
 E: info@tcgroup-international.com
 E: info@tcgroup-americas.com
 E: enquiries@tannoy.com

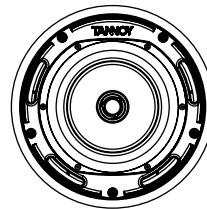
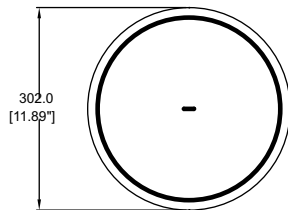

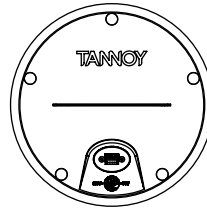
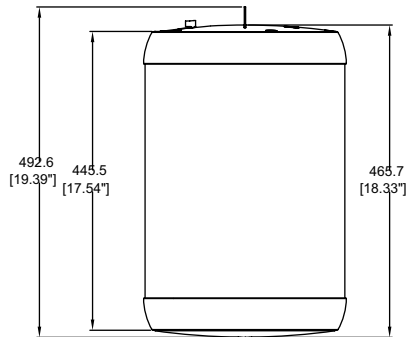
tannoy®.com



OCV 8

TANNOY®

DIMENSIONAL SKETCHES



Tannoy (Direct UK)
TCGI (ROW sales)
TCGA (Americas sales)
Tannoy Middle East

T: 00 44 (0) 1236 420199
T: 00 45 8742 7000
T: 00 1 (519) 745 1158
T: 00 971 (04) 4401208

E: enquiries@tannoy.com
E: info@tcgroup-international.com
E: info@tcgroup-americas.com
E: enquiries@tannoy.com

tannoy®.com



Architectural specifications

The self-contained, suspended open-ceiling loudspeaker shall consist of a 200 mm (8.0") mineral loaded mid bass driver with coaxially mounted 25 mm (1.0") high frequency unit and passive frequency dividing network mounted in a vented, cylindrical enclosure with mild steel powder coated grille. The cylindrical chassis shall be constructed of steel. A standard euroblock connector shall be integrated into the top plate of the enclosure providing audio connection. Suspension of the device is achieved through a steel cable locator arch on the top plate of the enclosure, engineered to take in excess of total weight of device. Steel wire and 'Gripple' locking wire connectors are supplied for suspending at desired height from approved ceiling-mounted hang point.

Performance of the suspended open-ceiling speaker shall meet or exceed the following criteria: The system shall have a conical coverage pattern of 80 degrees (1 kHz to 6 kHz). Frequency response measured on axis shall be 80 Hz – 20 kHz (-10 dB) from rated sensitivity, measured in an IEC baffle in an anechoic chamber) with no equalization. Sensitivity shall be 90 dB (1 W @ 1 m). Long term average power handling capacity as defined in EIA-426B test shall be 60 W, recommended amplifier (program) power 140 W. The nominal system impedance shall be 16 Ohms (in low impedance setting).

The open-ceiling speaker system shall be equipped with an integrated 60 W high performance line transformer for use in 70.7 or 100 Volt distributed audio systems with 60, 30, 15, 7.5* Watt and OFF taps available. An easily accessible rotary switch located on the top panel (adjacent to euroblock connector) shall be available for selecting transformer and low impedance settings. A weather resistant rubber weather booth shall provide protection for the euroblock connection and tapping switch.

The diameter of the enclosure shall not exceed 302 mm (11.89"), overall depth from the top of the enclosure to the bottom shall not exceed 492.5 mm (19.39"). The total weight of the device shall not exceed 7.8 kg (17.2 lbs). The device shall be available in black or white finish as standard.

The self-contained, suspended open-ceiling loudspeaker system shall be the.....OCV 8.

*70 Volt only



NOTES

Grid area for notes.

Horizontal lines for notes.

Tannoy (Direct UK)
 TCGI (ROW sales)
 TCGA (Americas sales)
 Tannoy Middle East

T: 00 44 (0) 1236 420199
 T: 00 45 8742 7000
 T: 00 1 (519) 745 1158
 T: 00 971 (04) 4401208

E: enquiries@tannoy.com
 E: info@tcgroup-international.com
 E: info@tcgroup-americas.com
 E: enquiries@tannoy.com

tannoy®.com