



Features

- Extremely intelligible speech and music reinforcement
- Class leading steering control (+/- 70 degrees)
- Densely spaced transducers to defeat the effects of aliasing
- Intuitive BeamEngine™ GUI
- Integrated cutting edge DSP, network control and amplification
- Networkable with Tannoy VNET™ products
- Architecturally pleasing
- Fully PA/VA compliant
- AES Connectivity
- Input options for constant voltage systems and Dante™ digital audio networks
- IP54 Certified (optional)

Applications

- Traditional houses of worship
- Transportation hubs
- Museums
- Shopping malls
- Theatres and auditoria
- Government buildings
- Conference facilities
- Hotel ballrooms
- Corporate HQ atria

Product description

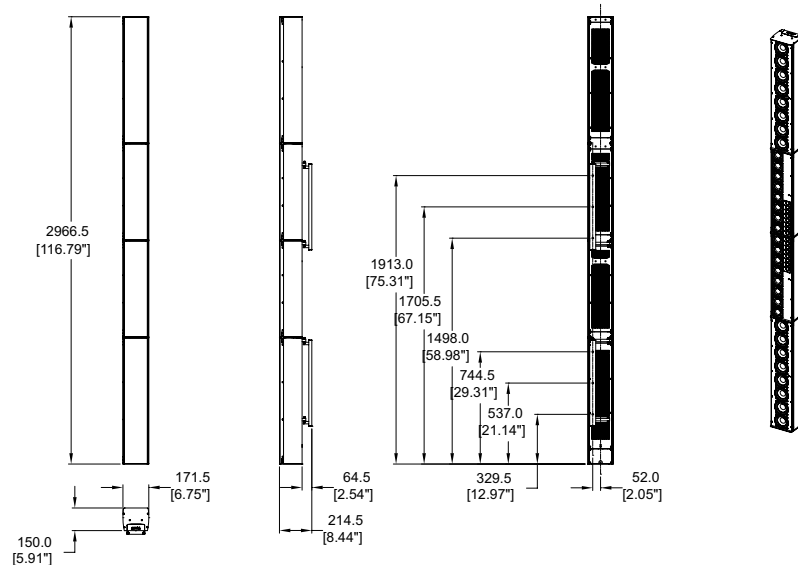
The acoustical principles and physics that govern beam-steering loudspeakers are well established and documented, and therefore not subject to patents. However, the specifics of design, engineering and manufacturing are critical, since it's the implementation of the principles that will determine sound quality, beam control range, uniformity of dispersion, and product reliability. On all these counts, Tannoy's QFlex range defines the global standard for column array beam-steering technology. We determined that full-range beam-steering would be a prerequisite from the outset, rather than placing emphasis only on vocal regions as with competitive products

In the most difficult acoustical environments – whether in traditional cathedrals or vast ultra-modern airport terminals – QFlex loudspeakers precisely control directivity in the vertical axis, resulting in optimal venue coverage and the best possible direct-to-reverberant ratio. Acoustic output is precisely aimed where it needs to be delivered, greatly reducing reflections from hard surfaces – even when the QFlex column must be mounted well above audience level. Whether the audio program is music or critical voice announcements as part of a life safety or mass notification system QFlex will provide exceptionally high voice intelligibility and full-bodied, natural music reproduction. Also, compared to implementing acoustical treatments or even deploying competitive beam-steering loudspeakers, a QFlex solution will result in cost savings coupled with superior performance.

Physical data

Driver complement:	16 x 4" LF drivers, 16 x 3" LF drivers, 16 x 1" HF drivers, 48 x amplifier channels
Dimensions HxWxD:	2967 x 171.5 x 150 mm, (116.8 x 6.7 x 5.9")
Weight:	51.5 kg (113.5 lbs)
Enclosure:	Extruded aluminum (optional Weather Protected specification available, rated to IP54)
Finish:	Standard: White Special order: Any RAL colour
Protective grille:	Painted aluminium

For mounting instructions and schematics, please refer directly to QFlex Operations Manual - available at Tannoypro.com.

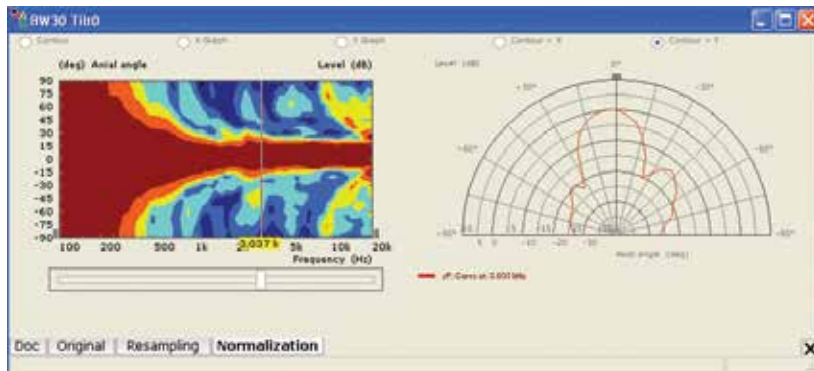


Superior audio quality. Greater beam control. Cost-effective solutions.

Overcoming “Acoustical Nightmares”

QFlex comprises a complete range of digitally steerable, multichannel array loudspeaker systems for the professional installation market. Purpose-designed for applications with exceptionally problematic acoustics, QFlex technology gives the system designer a unique set of tools for controlling sound in large, acoustically challenging, highly reverberant spaces – typically involving expansive surfaces of glass, metal, concrete or stone.

QFlex is revolutionary in being able to achieve even coverage and sound pressure levels across the full listening plane. By creating an asymmetrical pattern, QFlex can produce equivalent SPL results in both the near and far field. Precise full-range beam control, effective to frequencies beyond 12 kHz, allows the system designer to steer the QFlex beam away from surfaces that cause reflections. This makes QFlex the first digitally steerable array to maintain music quality over the desired area of coverage, all in a very architecturally pleasing package.



Densely spaced transducers defeat the effects of aliasing, even at higher frequencies.

Which model do I choose ?

The QFlex system you specify depends on a number of criteria:

Distance

Effective coverage at a greater distance requires a larger QFlex column. Typically, as a rule of thumb, a QFlex 16 is effective over distances of up to 20 m (66 ft) and a QFlex 64 in excess of 100 m (328 ft).

Low Frequency Control

The longer the column, the more effective the control and steering at lower frequencies.

QFlex 16 is effective to 700 Hz and QFlex 64 to 110 Hz.

SPL Requirements

Larger QFlex arrays will produce higher SPL levels. This is the case with all loudspeakers, as there are more drivers and amplifier channels producing sound. QFlex can generate substantial SPL levels

at considerable distance, with its high amplifier count producing more available headroom than any column in its class. Qflex is unique in that every transducer has its own dedicated amplifier channel.

Predictive Simulation

Tannoy's BeamEngine software provides a simple and effective way to select the correct model for your application.

This powerful design and control software for Windows PC is available free to download on tannoypro.com.

Life Safety Requirements

Our LS models are specifically engineered to offer fully optimised solutions for life safety and voice only applications with improved current draw and lower bandwidth drivers.




Queen of Peace Croatian Church, Ontario



Kameha Grand hotel, Bonn



Abu Dhabi International Airport



Trinity Episcopal Cathedral, Portland, OR



Museum of Communications, Frankfurt

Performance

Driver configuration	16 x 4" LF, 16 x 3" LF, 16 x 1" HF
Amplifier channels	48 x 100 W rms @ 4 ohms
Amplifier type	Class D
Horizontal dispersion	120 degrees horizontal
Vertical dispersion	Variable 10 – 100 degrees
	Symmetrical or asymmetrical
	Single or multiple beams
LF beam control limit	200 Hz
Frequency range (-10 dB)	110 Hz – 20 kHz
Maximum SPL ⁽¹⁾	101.5 dB @ 30 m (100 ft)
Application distance ⁽²⁾	80 m (263 ft) typical
Sampling rate	96 kHz
Network	VNET monitoring and control standard (optional Dante)

Connectors

Analogue audio	2 inputs (A & B), Phoenix 6-pin connectors
VNET	Dual RJ45 connectors In/Link (for Cat-5 cable)
AES/EBU	RJ45 (same Cat-5 as VNET) via AES/VNET interface
Power	GST18 3-pole female power connector

Construction

Enclosure material	Extruded aluminum
Power supply	Universal 100 – 230 V / 50 – 60 Hz
Dimensions (HxWxD)	2967 x 171.5 x 150 mm, (116.8 x 6.7 x 5.9")
Weight	51.5 kg (113.5 lbs)
Finish	Standard: White Special order: Any RAL colour
Accessories (optional unless stated):	Mounting bracket (included) USB VNET Interface (Part no: 8001 4150) Constant Voltage Interface / 100 V Interface (Part no: 8001 6226) SM-1 Sentinel Monitor (Part no: 8001 6300) AES Break-in box (Part no: 8001 6010) VNET AES/Dante Bridge (Part no: 7600 2131) Weather Protected specification (IP54)

Power supply specifications

Output	Power consumption (W)	Current draw (A)	
		230 Vac	115 Vac
STIPA Noise ⁽³⁾	240	1.9	3
1/3rd Full power	600	4.31	6.8
1/8th Full power	390	2.9	4.6
Idling ⁽⁴⁾	130	1.48	1.94
Quiescent ⁽⁵⁾	94	1.2	1.4
In Rush	-	19.6	9.8

Ordering Information

Part Number	Colour
8004 0151	White
8004 0155	WP White
8004 0156	WP Custom Colour



Complies with UL60065.

This product can be environmentally protected to IP54 rated standard as an optional extra, specified upon ordering. It is not suitable for fully-exposed (uncovered) outdoor applications.

Notes:

- Average SPL (1 kHz - 8 kHz). Based on mounting height of 10 m (33 ft) and a target area @ 30 m (98.5 ft) and 10 m (33 ft) wide. Maximum attainable SPL is dependant on the dimension of the target area(s). Exact figures can be derived in the BeamEngine™ programme.
- Based on the above venue criteria achieving 95 dB SPL at the quoted distance.
- Power save mode (amp switching inactivated).
- No audio signal (other than pilot tone).
- Stimulus - STIPA noise (speech-like characteristics), Level - Signal over-riding internal limiters.

A full range of measurements, performance data, can be downloaded from www.tannoypro.com. For project-specific system design assistance, contact the AET group via www.aetgroup.co

Tannoy operates a policy of continuous research and development. The introduction of new materials or manufacturing methods will always equal or exceed the published specifications. All specifications are subject to change without notice

VNET and BeamEngine are trademarks of Tannoy Limited. All other trademarks remain the property of their respective owners.

Copyright (c) 2015 Tannoy Limited. All rights reserved.